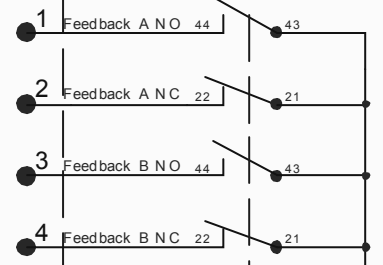
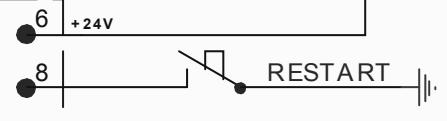


**Feedback
aux. contact
dual safety relay**

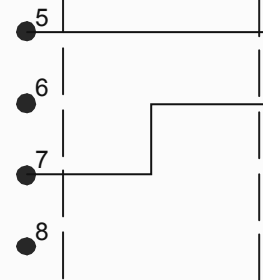
C SPISCU11



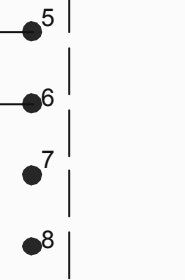
F SPISCU11



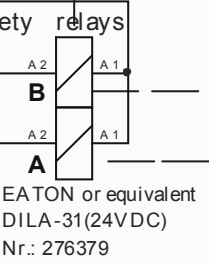
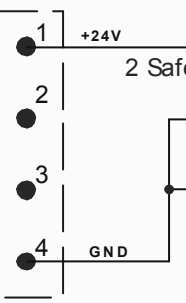
E SPISCU11



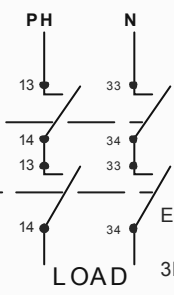
B SPIHPS11



D SPIHPS11



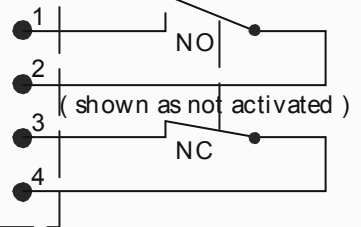
AC mains in



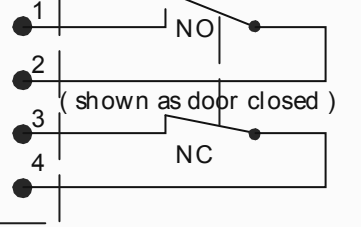
Equivalent relays
SIEMENS
3RH2131-BB40

emergency off (F-STOP)
Interlock
power connection
24V interface

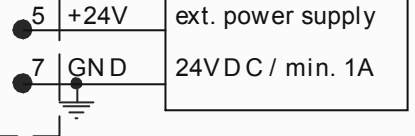
A SPISCU11



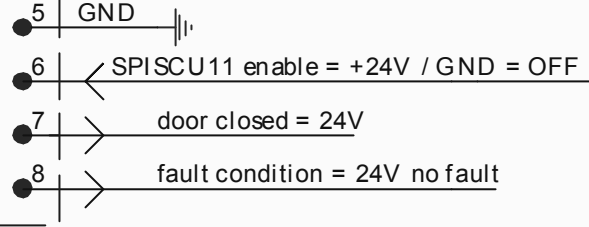
B SPISCU11




F SPISCU11




D SPISCU11



A SPIHPS11



C SPIHPS11



IMPORTANT NOTE:
Interconnect (GND) -24V aux. supply to (GND) of -24V main supply!

NOTE:
D6 can be used as shutter function
D6 = GND will open power switch

SPS

Title SPISCU11 / SPIHPS11 CONNECTIONS		
Size A 4	Number SPI red ENERGY	Revision 13.8.14 KHW
Date: 7-Jul-2015	Sheet of	
File: C:\Program Files\Design Explorer 99 SE\K...db		